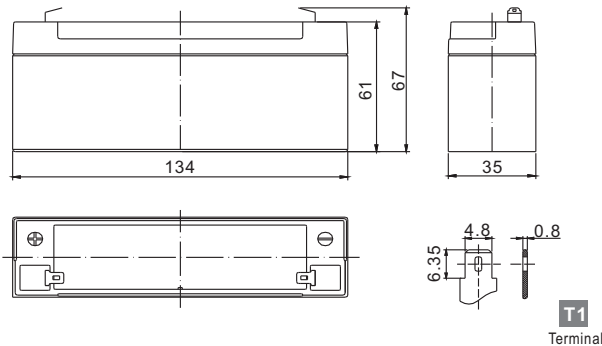


GP 6-3,2 6V3.2Ah



Dimension(mm)



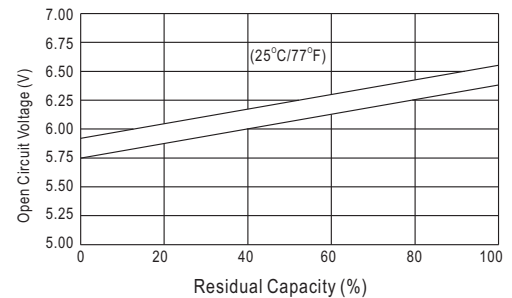
Specification

Nominal Voltage		6 V
Capacity(20HR, 25°C)		3.2Ah
Dimension	Length	134mm (5.28inch)
	Width	35mm (1.38inch)
	Height	61mm (2.40inch)
	Total Height	67mm (2.64inch)
Approx. Weight		0.66kg (1.46lbs)

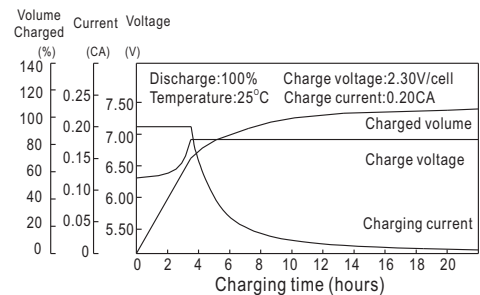
Characteristics

Capacity 20°C (68□) To 1.70V/Cell	20 hour rate	3.2Ah
	10 hour rate	3.0Ah
	5 hour rate	2.7Ah
	1 hour rate	2.0Ah
	15 min rate	1.46Ah
Internal resistance(Fully charged, 25°C)		Approx. 30mΩ
Capacity affected by temperature (20HR)	40°C	102%
	25°C	100%
	0°C	85%
	-15°C	65%
Self-discharge (25°C)	3 month	Remaining Capacity: 91%
	6 month	Remaining Capacity: 82%
	12 month	Remaining Capacity: 65%
Nominal operating temperature		25°C ±3°C(77°F ±5°F)
Operating temperature range		-15°C~50°C(5°F~122°F)
Float charging voltage(25°C)		6.80 to 6.90V
Cyclic charging voltage(25°C)		7.25 to 7.45V
Maximum charging current		0.96A
Terminal material		Copper
Maximum discharge current		48A(5 Sec.)

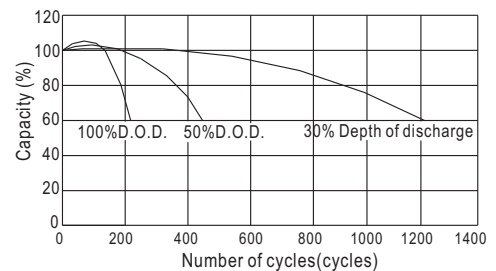
The Relationship for Open Circuit Voltage and Residual Capacity (25°C)



Charging Characteristics(25°C)



Cycle Life(25°C)



Constant Current Discharge Characteristics (A, 25°C)

F.V/TIME	5min	10min	15min	30min	60min	3h	5h	10h	20h
4.80V	12.2	7.68	6.08	3.52	2.08	0.81	0.55	0.30	0.16
5.10V	11.6	7.30	5.84	3.38	2.00	0.80	0.54	0.30	0.16
5.40V	10.9	6.86	5.54	3.21	1.90	0.78	0.53	0.29	0.16

Constant Power Discharge Characteristics (Watt, 25°C)

5min	10min	15min	30min	60min	3h	5h	10h	20h
67.9	43.3	34.7	20.2	12.0	4.82	3.30	1.79	0.97
64.5	41.1	33.3	19.4	11.6	4.75	3.25	1.78	0.97
60.6	38.7	31.6	18.4	11.0	4.66	3.18	1.78	0.96